

Instructions for using the PRIMO library catalogue

LOGIN

katalog-bug.ug.edu.pl

Biblioteka Uniwersytetu Gdańskiego

[ADVANCED SEARCH](#)[All](#)[Books](#)[Journals](#)[Articles/Book chapters](#)[Articles online](#)[Dissertations](#)[Conference Proceedings](#)

Search in Primo:

- **BUG catalog** – printed resources available only in the Library
- **Everything (BUG catalog + online resources)** – printed and electronic resources available in the Library ; materials made available under Open Access
- **FarU Libraries (UG, PG, GUMed)** – combined catalog for three FarU Libraries
- **Combines catalogs (BN, UJ, UG, PG,GUMed etc.)** – resources of libraries included in the national library network OMNIS

Login allows you to:

- Checking availability of copies
- Extension of borrowed items
- Ordering copies from FarU Libraries*
- Check the status of fees
- Browsing of electronic resources of the Library
- Create lists of favorites and searches as well as individual labels

*Libraries of UG, PG, GUMed – the rules of lending are regulated by the Regulations of these Libraries

You need help?

[Information](#)[tel.+4858 5233202](#)[Electronic resources](#)[tel.+4858 5233311](#)[Circulation desk](#)

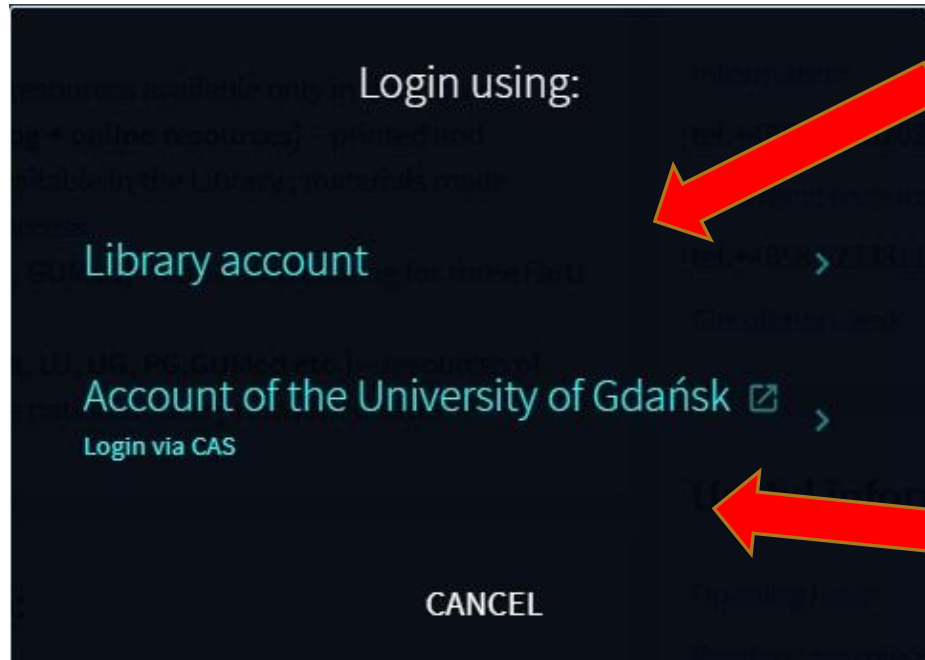
Useful information

[Opening hours](#)[Readers' permissions](#)[Student's essential](#)[How to use the catalog](#)

Go to
Login

IMPORTANT!
To search for a book in the catalog
You don't need to log in.

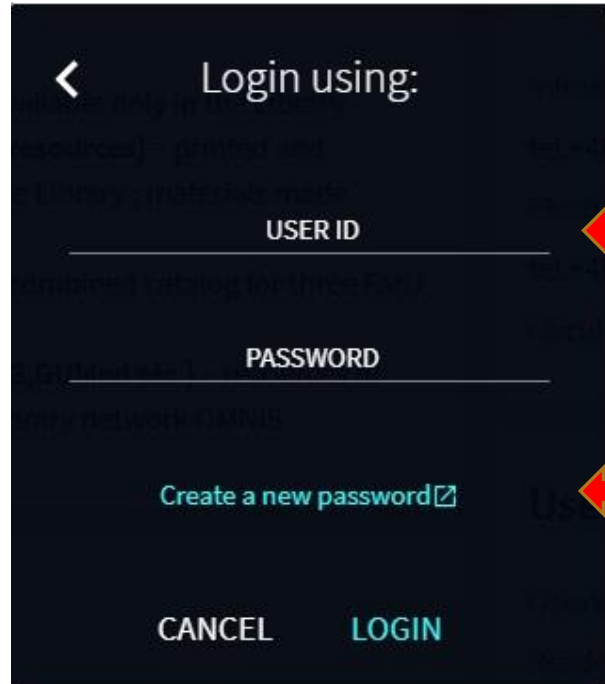
LOGIN



Sign-in for non-members
University of Gdańsk

Login for students, PhD students
and employees of the University
of Gdańsk

LOGIN for non- University of Gdańsk users





The screenshot shows a dark-themed login interface. At the top left is a back arrow. The title is "Login using:". Below it are two input fields: "USER ID" and "PASSWORD". A link "Create a new password" with an external icon is positioned below the password field. At the bottom are two buttons: "CANCEL" and "LOGIN". Two red arrows point from the text on the right to the "USER ID" and "Create a new password" elements.

Enter your library card number

When logging in to the new system for the first time, select the indicated option to generate a password

LOGIN for non- University of Gdańsk users



 biblioteka
uniwersytetu
gdańskiego

Zaloguj się

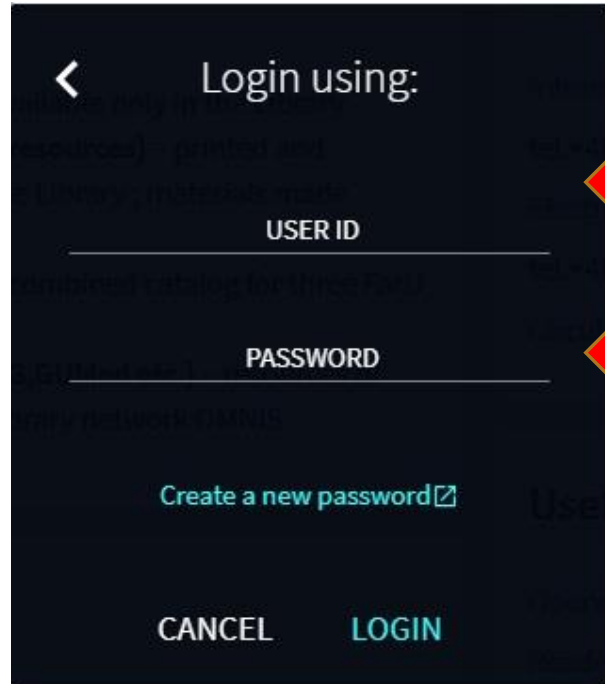
Proszę wpisać numer karty
czytelnika lub adres e-mail podany
podczas rejestracji

lub

Wyślij

Follow
with the guidelines
to get the password.

LOGIN for non-UG users



< Login using:

USER ID

PASSWORD

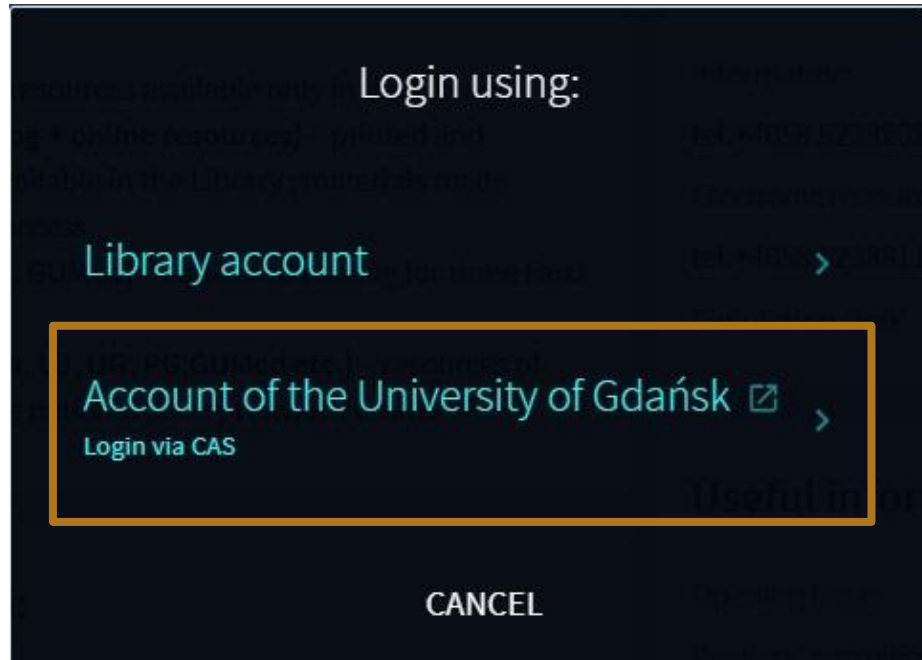
[Create a new password](#)

CANCEL LOGIN


Enter your library card number

Once you have received your password, you can log in

LOGIN



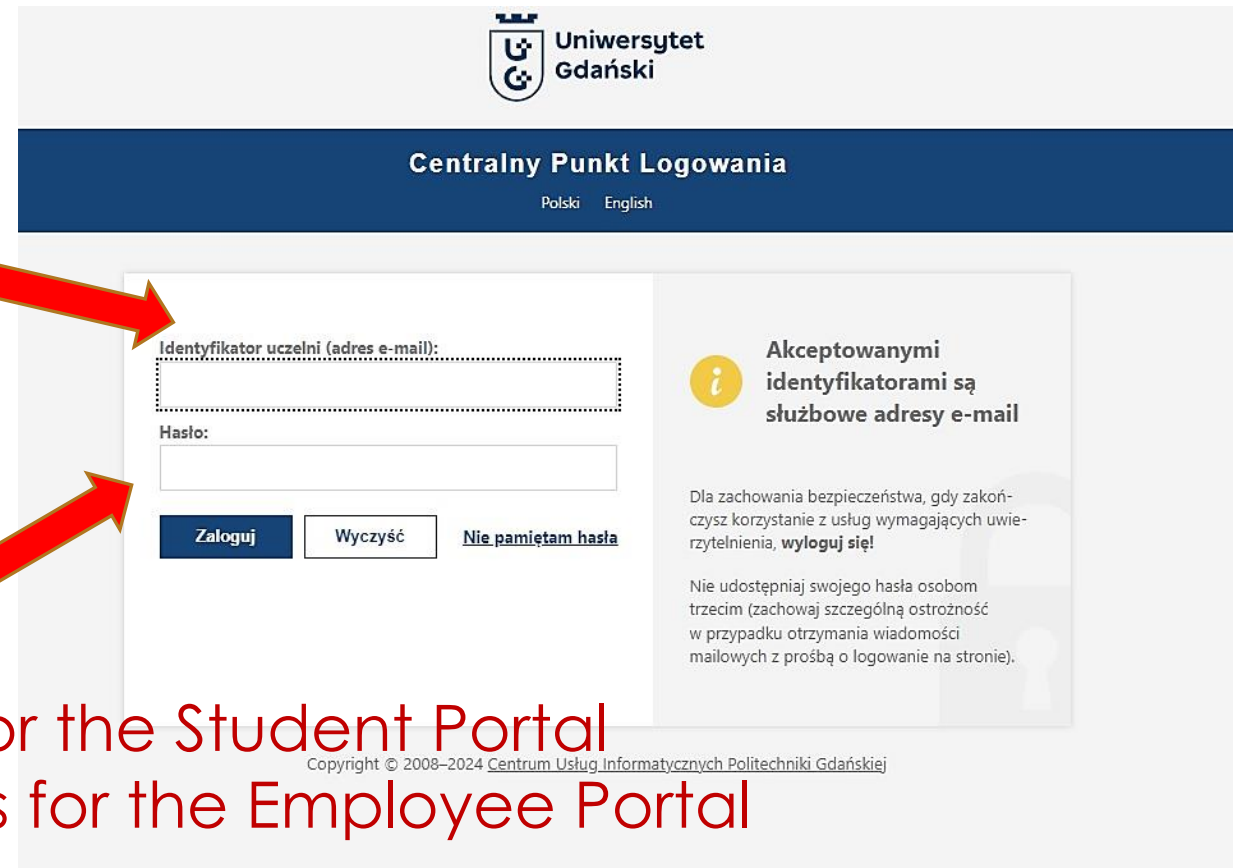
Login for students, PhD students
and employees of the University
of Gdańsk



LOGIN for people associated with UG

E-mail address with UG domain.

Enter your password
Students: same as for the Student Portal
Employees: same as for the Employee Portal



The screenshot shows the login page for the University of Gdańsk. At the top, there is the university's logo and name "Uniwersytet Gdański". Below that is a dark blue header with the text "Centralny Punkt Logowania" and language options "Polski" and "English". The main content area contains a login form with two input fields: "Identyfikator uczelni (adres e-mail):" and "Hasło:". Below the password field are three buttons: "Zaloguj", "Wyczyść", and "Nie pamiętam hasła". To the right of the form is an information box with a yellow 'i' icon, titled "Akceptowanymi identyfikatorami są służbowe adresy e-mail". The text in the box states: "Dla zachowania bezpieczeństwa, gdy zakończysz korzystanie z usług wymagających uwierzytelnienia, **wyloguj się!**" and "Nie udostępniaj swojego hasła osobom trzecim (zachowaj szczególną ostrożność w przypadku otrzymania wiadomości mailowych z prośbą o logowanie na stronie)." At the bottom of the page, there is a small copyright notice: "Copyright © 2008–2024 Centrum Usług Informatycznych Politechniki Gdańskiej".

